

**SOUTH SALT LAKE**  
**CITY ON THE**  
**MOVE**

**CITY COUNCIL**



SHARLA BEVERLY  
MARK KINDRED  
JOHNNY MCCONNELL  
PORTIA MILA  
BEN PENDER  
KEVIN D. RAPP  
SHANE SIWIK

220 E MORRIS AVE  
SUITE 200  
SOUTH SALT LAKE CITY  
UTAH  
84115  
P 801.483.6027  
F 801.464.6770  
TTY: 711  
SSL.COM

**ORDER OF SPECIAL MEETING**

As provided by Section 10-3-502, Utah Code Annotated 1953, as amended, we, the undersigned members of the City Council, order a **Special Meeting** of the City Council of the City of South Salt Lake to be held at **4:30 p.m. on Tuesday, November 21, 2017**, for the purposes set out in the attached Agenda for such meeting. Public notice of the meeting shall be given pursuant to Sections 10-3-502 and 52-4-202, Utah Code Annotated 1953, as amended.

Dated this 15<sup>th</sup> day of November, 2017.

**CHERIE WOOD**  
**MAYOR**

220 E MORRIS AVE  
SUITE 200  
SOUTH SALT LAKE CITY  
UTAH  
84115  
P 801.464.6757  
801.464.6770  
TTY: 711



**South Salt Lake City Council  
SPECIAL MEETING AGENDA**

Pursuant to Order of Special Meeting signed by two members of the South Salt Lake City Council on November 15, 2017, notice is hereby given that the South Salt Lake City Council will hold a Special Meeting on **Tuesday, November 21, 2017**, in the City Council Chambers, 220 East Morris Avenue, **commencing at 4:30 p.m.**

Conducting: Ben Pender, Council Chair

**Items for Discussion and Vote:**

**Board of Canvassers for Municipal Primary Election:**

- 1. A Resolution of the South Salt Lake City Council Accepting and Approving the Results of the Municipal General Election held in South Salt Lake, Utah on November 7, 2017.**

THOSE NEEDING AUXILIARY COMMUNICATIVE AIDS OR OTHER SERVICES FOR THIS MEETING SHOULD CONTACT CRAIG D. BURTON AT 801-483-6027, GIVING AT LEAST 24 HOURS' NOTICE.

CRAIG D. BURTON  
CITY RECORDER  
November 16, 2017

**CITY COUNCIL**

SHARLA BEVERLY  
MARK KINDRED  
JOHNNY MCCONNELL  
PORTIA MILA  
BEN PENDER  
KEVIN D. RAPP  
SHANE SIWIK

220 E MORRIS AVE  
SUITE 200  
SOUTH SALT LAKE CITY  
UTAH  
84115  
P 801.483.6027  
F 801.464.6770  
TTY: 711  
SSLC.COM

**CHERIE WOOD  
MAYOR**

220 E MORRIS AVE  
SUITE 200  
SOUTH SALT LAKE CITY  
UTAH  
84115  
P 801.464.6757  
801.464.6770  
TTY: 711

SPECIAL MEETING  
SOUTH SALT LAKE CITY COUNCIL  
November 21, 2017

As provided by Section 10-3-502, Utah Code Annotated, 1953, as amended, pursuant to Order of Special Meeting signed by two members of the City Council on November 15, 2017, the City Council of City of South Salt Lake met in a Special Meeting at 4:30 p.m. on November 21, 2017, in Council Chambers.

PRESIDING Council Chair Ben Pender

CONDUCTING Council Chair Ben Pender

**COUNCIL MEMBERS PRESENT:**

Sharla Beverly, Portia Mila, Ben Pender and Kevin Rapp

**COUNCIL MEMBERS EXCUSED:**

Mark Kindred, Johnny McConnell and Shane Siwik

**STAFF PRESENT:**

Mayor Cherie Wood  
Charee Peck, Chief of Staff  
Hannah Vickery, Assistant City Attorney  
Mike Florence, Community and Economic Development Director  
Dennis Pay, City Engineer  
Mont Roosendaal, Public Assets Director  
Craig Burton, City Recorder  
Ariel Andrus, Deputy City Attorney

**OTHERS PRESENT:**

See attached list

**ITEMS FOR DISCUSSION AND VOTE:**

- 1. A resolution of the South Salt Lake City Council accepting and approving the results of the Municipal General Election held in South Salt Lake, Utah on November 7, 2017.** City Recorder, Craig Burton, reviewed election result handouts with the Board of Canvassers/City Council. A copy of the handouts are attached to these minutes and incorporated by this reference. The final results of the 2017 Municipal Primary Election were as follows:

<b><u>Mayor:</u></b>	
Cherie Wood	1,524
Mark C. Kindred	1,481
Bill Hogan	7
Write-in Votes	10

**Council District At-large**

Ray DeWolfe	1,568
Aaron A. Frost	1,224

**Council District 2**

Corey Thomas	218
Aaron A. Frost	193

**Council District 3**

Sharla Beverly	388
Adam Thompson	196

Mr. Burton also noted that there was almost a forty-four percent turnout of the registered voters for the General Election. There are 6,956 registered voters in the City and 3,041 ballots were counted. Seventy-eight percent of the ballots were counted on or before Election Day.

Council Member Mila moved to approve the resolution.


MOTION: Portia Mila  
 SECOND: Kevin Rapp

Roll Call Vote:

Beverly	Yes
Kindred	Absent
McConnell	Absent
Mila	Yes
Pender	Yes
Rapp	Yes
Siwik	Absent

The Special Meeting of the Council adjourned at 4:35 p.m.

  
 \_\_\_\_\_  
~~Ben B. Pender, Council Chair~~  
 L. SHANE SIWIK, VICE-CHAIR

  
 \_\_\_\_\_  
 Craig D. Burton, City Recorder



**OFFICIAL FINAL ELECTION RESULTS  
2017 GENERAL ELECTION  
SALT LAKE COUNTY, UTAH**

Date:11/21/17  
Time:11:08:17  
Page:1 of 1

Registered Voters 6956 - Cards Cast 3041 43.72%

Num. Report Precinct 13

South Salt Lake Mayor			
	Total		
Number of Precincts	13		
Times Counted	3041/6956	43.7	%
Total Votes	3022		
CHERIE WOOD	1524	50.43%	
MARK C. KINDRED	1481	49.01%	
BILL HOGAN	7	0.23%	
Write-in Votes	10	0.33%	

South Salt Lake Council At Large			
	Total		
Number of Precincts	13		
Times Counted	3041/6956	43.7	%
Total Votes	2792		
RAY DEWOLFE	1568	56.16%	
AARON A. FROST	1224	43.84%	

South Salt Lake Council 2			
	Total		
Number of Precincts	2		
Times Counted	431/983	43.8	%
Total Votes	411		
COREY THOMAS	218	53.04%	
ERIC BALKEN	193	46.96%	

South Salt Lake Council 3			
	Total		
Number of Precincts	3		
Times Counted	600/1370	43.8	%
Total Votes	584		
SHARLA BEVERLY	388	66.44%	
ADAM THOMPSON	196	33.56%	

**OFFICIAL FINAL ELECTION RESULTS  
2017 GENERAL ELECTION  
SALT LAKE COUNTY, UTAH  
STATEMENT OF VOTES CAST**

Date: 11/21/17  
Time: 11:27:01  
Page: 1 of 4

	TURN OUT			South Salt Lake Mayor							South Salt Lake Council At Large				
	Reg. Voters	Cards Cast	% Turnout	Reg. Voters	Times Counted	Total Votes	MARK C. KINDRED	CHERIE WOOD	BILL HOGAN	Write-In Votes	Reg. Voters	Times Counted	Total Votes	RAY DEWOLFE	AARON A. FROST
<b>Jurisdiction Wide</b>															
<b>SSL001</b>															
Polling	195	0	0.00%	195	0	0	0	0	0	0	195	0	0	0	0
Vote Centers	195	6	3.08%	195	6	6	1 16.67%	5 83.33%	0 0.00%	0 0.00%	195	6	3	1 33.33%	2 66.67%
Vote By Mail	195	96	49.23%	195	96	93	21 22.58%	71 76.34%	0 0.00%	1 1.08%	195	96	88	61 69.32%	27 30.68%
Early Voting	195	0	0.00%	195	0	0	0	0	0	0	195	0	0	0	0
In-Office	195	0	0.00%	195	0	0	0	0	0	0	195	0	0	0	0
<b>Total</b>	<b>195</b>	<b>102</b>	<b>52.31%</b>	<b>195</b>	<b>102</b>	<b>99</b>	<b>22 22.22%</b>	<b>76 76.77%</b>	<b>0 0.00%</b>	<b>1 1.01%</b>	<b>195</b>	<b>102</b>	<b>91</b>	<b>62 68.15%</b>	<b>29 31.87%</b>
<b>SSL002</b>															
Polling	361	0	0.00%	361	0	0	0	0	0	0	361	0	0	0	0
Vote Centers	361	15	4.16%	361	15	14	7 50.00%	7 50.00%	0 0.00%	0 0.00%	361	15	13	4 30.77%	9 69.23%
Vote By Mail	361	136	37.67%	361	136	136	70 51.47%	65 47.99%	0 0.00%	1 0.74%	361	136	128	82 64.06%	46 35.94%
Early Voting	361	3	0.83%	361	3	3	2 66.67%	1 33.33%	0 0.00%	0 0.00%	361	3	3	1 33.33%	2 66.67%
In-Office	361	4	1.11%	361	4	4	1 25.00%	3 75.00%	0 0.00%	0 0.00%	361	4	4	3 75.00%	1 25.00%
<b>Total</b>	<b>361</b>	<b>158</b>	<b>43.77%</b>	<b>361</b>	<b>158</b>	<b>157</b>	<b>80 50.96%</b>	<b>76 48.41%</b>	<b>0 0.00%</b>	<b>1 0.64%</b>	<b>361</b>	<b>158</b>	<b>148</b>	<b>90 68.11%</b>	<b>58 39.19%</b>
<b>SSL003</b>															
Polling	57	0	0.00%	57	0	0	0	0	0	0	57	0	0	0	0
Vote Centers	57	1	1.75%	57	1	1	0 0.00%	1 100.00%	0 0.00%	0 0.00%	57	1	1	0 0.00%	1 100.00%
Vote By Mail	57	20	35.09%	57	20	20	11 55.00%	9 45.00%	0 0.00%	0 0.00%	57	20	18	11 61.11%	7 38.89%
Early Voting	57	0	0.00%	57	0	0	0	0	0	0	57	0	0	0	0
In-Office	57	1	1.75%	57	1	1	1 100.00%	0 0.00%	0 0.00%	0 0.00%	57	1	1	1 100.00%	0 0.00%
<b>Total</b>	<b>57</b>	<b>22</b>	<b>38.60%</b>	<b>57</b>	<b>22</b>	<b>22</b>	<b>12 54.55%</b>	<b>10 45.45%</b>	<b>0 0.00%</b>	<b>0 0.00%</b>	<b>57</b>	<b>22</b>	<b>20</b>	<b>12 60.00%</b>	<b>8 40.00%</b>
<b>SSL004</b>															
Polling	582	0	0.00%	582	0	0	0	0	0	0	582	0	0	0	0
Vote Centers	582	20	3.44%	582	20	20	14 70.00%	6 30.00%	0 0.00%	0 0.00%	582	20	16	4 25.00%	12 75.00%
Vote By Mail	582	223	38.32%	582	223	223	119 53.36%	102 45.74%	1 0.45%	1 0.45%	582	223	207	99 47.81%	108 52.17%
Early Voting	582	4	0.69%	582	4	4	3 75.00%	1 25.00%	0 0.00%	0 0.00%	582	4	4	3 75.00%	1 25.00%
In-Office	582	2	0.34%	582	2	2	2 100.00%	0 0.00%	0 0.00%	0 0.00%	582	2	2	2 100.00%	0 0.00%
<b>Total</b>	<b>582</b>	<b>249</b>	<b>42.78%</b>	<b>582</b>	<b>249</b>	<b>249</b>	<b>138 55.42%</b>	<b>109 43.78%</b>	<b>1 0.40%</b>	<b>1 0.40%</b>	<b>582</b>	<b>249</b>	<b>229</b>	<b>108 47.16%</b>	<b>121 52.84%</b>
<b>SSL005</b>															
Polling	515	0	0.00%	515	0	0	0	0	0	0	515	0	0	0	0
Vote Centers	515	18	3.50%	515	18	18	12 66.67%	6 33.33%	0 0.00%	0 0.00%	515	18	14	8 57.14%	6 42.86%
Vote By Mail	515	245	47.57%	515	245	245	142 57.96%	103 42.04%	0 0.00%	0 0.00%	515	245	222	125 56.31%	97 43.69%
Early Voting	515	3	0.58%	515	3	3	1 33.33%	2 66.67%	0 0.00%	0 0.00%	515	3	3	2 66.67%	1 33.33%
In-Office	515	1	0.19%	515	1	1	1 100.00%	0 0.00%	0 0.00%	0 0.00%	515	1	1	0 0.00%	1 100.00%
<b>Total</b>	<b>515</b>	<b>267</b>	<b>51.84%</b>	<b>515</b>	<b>267</b>	<b>267</b>	<b>156 58.43%</b>	<b>111 41.57%</b>	<b>0 0.00%</b>	<b>0 0.00%</b>	<b>515</b>	<b>267</b>	<b>240</b>	<b>135 56.25%</b>	<b>105 43.75%</b>
<b>SSL006</b>															
Polling	849	0	0.00%	849	0	0	0	0	0	0	849	0	0	0	0
Vote Centers	849	24	2.81%	849	24	23	12 52.17%	11 47.83%	0 0.00%	0 0.00%	849	24	22	18 81.82%	4 18.18%
Vote By Mail	849	335	39.46%	849	335	333	140 42.04%	190 57.06%	1 0.30%	2 0.60%	849	335	312	176 56.41%	156 43.59%
Early Voting	849	3	0.35%	849	3	3	1 33.33%	2 66.67%	0 0.00%	0 0.00%	849	3	3	0 0.00%	3 100.00%
In-Office	849	2	0.24%	849	2	2	1 50.00%	1 50.00%	0 0.00%	0 0.00%	849	2	2	2 100.00%	0 0.00%
<b>Total</b>	<b>849</b>	<b>364</b>	<b>42.87%</b>	<b>849</b>	<b>364</b>	<b>361</b>	<b>154 42.66%</b>	<b>204 56.51%</b>	<b>1 0.28%</b>	<b>2 0.55%</b>	<b>849</b>	<b>364</b>	<b>339</b>	<b>196 57.82%</b>	<b>143 42.18%</b>
<b>SSL007</b>															
Polling	956	0	0.00%	956	0	0	0	0	0	0	956	0	0	0	0
Vote Centers	956	20	2.09%	956	20	19	10 52.63%	9 47.37%	0 0.00%	0 0.00%	956	20	17	9 52.94%	8 47.06%
Vote By Mail	956	403	42.15%	956	403	401	201 50.12%	200 49.88%	0 0.00%	0 0.00%	956	403	371	193 52.02%	178 47.98%
Early Voting	956	6	0.63%	956	6	6	2 33.33%	4 66.67%	0 0.00%	0 0.00%	956	6	6	5 83.33%	1 16.67%
In-Office	956	0	0.00%	956	0	0	0	0	0	0	956	0	0	0	0
<b>Total</b>	<b>956</b>	<b>429</b>	<b>44.87%</b>	<b>956</b>	<b>429</b>	<b>426</b>	<b>213 50.00%</b>	<b>213 50.00%</b>	<b>0 0.00%</b>	<b>0 0.00%</b>	<b>956</b>	<b>429</b>	<b>394</b>	<b>207 52.54%</b>	<b>187 47.46%</b>
<b>SSL008</b>															
Polling	483	0	0.00%	483	0	0	0	0	0	0	483	0	0	0	0
Vote Centers	483	12	2.48%	483	12	12	7 58.33%	5 41.67%	0 0.00%	0 0.00%	483	12	9	6 66.67%	3 33.33%
Vote By Mail	483	251	51.97%	483	251	251	90 35.86%	155 61.75%	3 1.20%	3 1.20%	483	251	252	161 69.40%	71 30.60%
Early Voting	483	3	0.62%	483	3	3	0 0.00%	3 100.00%	0 0.00%	0 0.00%	483	3	3	1 33.33%	2 66.67%
In-Office	483	4	0.83%	483	4	4	2 50.00%	2 50.00%	0 0.00%	0 0.00%	483	4	4	4 100.00%	0 0.00%
<b>Total</b>	<b>483</b>	<b>270</b>	<b>55.90%</b>	<b>483</b>	<b>270</b>	<b>270</b>	<b>99 36.67%</b>	<b>165 61.11%</b>	<b>3 1.11%</b>	<b>3 1.11%</b>	<b>483</b>	<b>270</b>	<b>248</b>	<b>172 69.35%</b>	<b>76 30.65%</b>
<b>SSL009</b>															
Polling	376	0	0.00%	376	0	0	0	0	0	0	376	0	0	0	0
Vote Centers	376	8	2.13%	376	8	7	2 28.57%	5 71.43%	0 0.00%	0 0.00%	376	8	6	4 66.67%	2 33.33%
Vote By Mail	376	152	40.43%	376	152	152	79 51.97%	73 48.03%	0 0.00%	0 0.00%	376	152	147	95 64.63%	52 35.37%

**OFFICIAL FINAL ELECTION RESULTS  
2017 GENERAL ELECTION  
SALT LAKE COUNTY, UTAH  
STATEMENT OF VOTES CAST**

Date: 11/21/17  
Time: 11:27:01  
Page: 2 of 4

	TURN OUT			South Salt Lake Mayor							South Salt Lake Council At Large				
	Reg. Voters	Cards Cast	% Turnout	Reg. Voters	Times Counted	Total Votes	MARK C. KINDRED	CHERIE WOOD	BILL HOGAN	Write-In Votes	Reg. Voters	Times Counted	Total Votes	RAY DEWOLFE	AARON A. FROST
Early Voting	376	0	0.00%	376	0	0	0	0	0	0	376	0	0	0	0
In-Office	376	0	0.00%	376	0	0	0	0	0	0	376	0	0	0	0
<b>Total</b>	<b>376</b>	<b>160</b>	<b>42.55%</b>	<b>376</b>	<b>160</b>	<b>159</b>	<b>81 50.94%</b>	<b>78 49.06%</b>	<b>0 0.00%</b>	<b>0 0.00%</b>	<b>376</b>	<b>160</b>	<b>153</b>	<b>99 64.71%</b>	<b>54 35.29%</b>
SSL010															
Polling	570	0	0.00%	570	0	0	0	0	0	0	570	0	0	0	0
Vote Centers	570	5	0.88%	570	5	5	2 40.00%	3 60.00%	0 0.00%	0 0.00%	570	5	5	1 20.00%	4 80.00%
Vote By Mail	570	157	27.54%	570	157	156	79 50.64%	76 48.72%	0 0.00%	1 0.64%	570	157	135	76 56.30%	59 43.70%
Early Voting	570	2	0.35%	570	2	2	1 50.00%	1 50.00%	0 0.00%	0 0.00%	570	2	1	0 0.00%	1 100.00%
In-Office	570	1	0.18%	570	1	1	1 100.00%	0 0.00%	0 0.00%	0 0.00%	570	1	1	1 100.00%	0 0.00%
<b>Total</b>	<b>570</b>	<b>165</b>	<b>28.95%</b>	<b>570</b>	<b>165</b>	<b>164</b>	<b>83 50.61%</b>	<b>80 48.78%</b>	<b>0 0.00%</b>	<b>1 0.61%</b>	<b>570</b>	<b>165</b>	<b>142</b>	<b>78 54.93%</b>	<b>64 45.07%</b>
SSL011															
Polling	640	0	0.00%	640	0	0	0	0	0	0	640	0	0	0	0
Vote Centers	640	10	1.56%	640	10	10	6 60.00%	4 40.00%	0 0.00%	0 0.00%	640	10	8	6 75.00%	2 25.00%
Vote By Mail	640	240	37.50%	640	240	239	133 55.65%	105 43.93%	0 0.00%	1 0.42%	640	240	227	115 50.66%	112 49.34%
Early Voting	640	1	0.16%	640	1	1	1 100.00%	0 0.00%	0 0.00%	0 0.00%	640	1	1	0 0.00%	1 100.00%
In-Office	640	0	0.00%	640	0	0	0	0	0	0	640	0	0	0	0
<b>Total</b>	<b>640</b>	<b>251</b>	<b>39.22%</b>	<b>640</b>	<b>251</b>	<b>250</b>	<b>140 56.00%</b>	<b>109 43.60%</b>	<b>0 0.00%</b>	<b>1 0.40%</b>	<b>640</b>	<b>251</b>	<b>236</b>	<b>121 51.27%</b>	<b>115 48.73%</b>
SSL012															
Polling	294	0	0.00%	294	0	0	0	0	0	0	294	0	0	0	0
Vote Centers	294	10	3.40%	294	10	10	7 70.00%	3 30.00%	0 0.00%	0 0.00%	294	10	10	7 70.00%	3 30.00%
Vote By Mail	294	96	32.65%	294	96	96	55 57.29%	41 42.71%	0 0.00%	0 0.00%	294	96	92	37 40.22%	55 59.78%
Early Voting	294	1	0.34%	294	1	1	1 100.00%	0 0.00%	0 0.00%	0 0.00%	294	1	1	1 100.00%	0 0.00%
In-Office	294	0	0.00%	294	0	0	0	0	0	0	294	0	0	0	0
<b>Total</b>	<b>294</b>	<b>107</b>	<b>36.39%</b>	<b>294</b>	<b>107</b>	<b>107</b>	<b>63 58.88%</b>	<b>44 41.12%</b>	<b>0 0.00%</b>	<b>0 0.00%</b>	<b>294</b>	<b>107</b>	<b>103</b>	<b>45 43.69%</b>	<b>58 56.31%</b>
SSL014															
Polling	1078	0	0.00%	1078	0	0	0	0	0	0	1078	0	0	0	0
Vote Centers	1078	29	2.69%	1078	29	29	15 51.72%	13 44.83%	1 3.45%	0 0.00%	1078	29	23	13 56.52%	10 43.48%
Vote By Mail	1078	461	42.76%	1078	461	455	221 48.57%	233 51.21%	1 0.22%	0 0.00%	1078	461	419	226 53.94%	193 46.06%
Early Voting	1078	4	0.37%	1078	4	4	1 25.00%	3 75.00%	0 0.00%	0 0.00%	1078	4	4	3 75.00%	1 25.00%
In-Office	1078	3	0.28%	1078	3	3	3 100.00%	0 0.00%	0 0.00%	0 0.00%	1078	3	3	1 33.33%	2 66.67%
<b>Total</b>	<b>1078</b>	<b>497</b>	<b>46.10%</b>	<b>1078</b>	<b>497</b>	<b>491</b>	<b>240 48.88%</b>	<b>249 50.71%</b>	<b>2 0.41%</b>	<b>0 0.00%</b>	<b>1078</b>	<b>497</b>	<b>449</b>	<b>243 54.12%</b>	<b>206 45.88%</b>
SSL016															
Polling	6956	0	0.00%	6956	0	0	0	0	0	0	6956	0	0	0	0
Vote Centers	6956	178	2.56%	6956	178	174	95 54.60%	78 44.83%	1 0.57%	0 0.00%	6956	178	147	81 55.10%	66 44.90%
Vote By Mail	6956	2815	40.47%	6956	2815	2800	1361 48.61%	1423 50.82%	6 0.21%	10 0.36%	6956	2815	2598	1457 56.08%	1141 43.92%
Early Voting	6956	30	0.43%	6956	30	30	13 43.33%	17 56.67%	0 0.00%	0 0.00%	6956	30	29	16 55.17%	13 44.83%
In-Office	6956	18	0.26%	6956	18	18	12 66.67%	6 33.33%	0 0.00%	0 0.00%	6956	18	18	14 77.78%	4 22.22%
<b>Total</b>	<b>6956</b>	<b>3041</b>	<b>43.72%</b>	<b>6956</b>	<b>3041</b>	<b>3022</b>	<b>1481 49.01%</b>	<b>1524 50.43%</b>	<b>7 0.23%</b>	<b>10 0.33%</b>	<b>6956</b>	<b>3041</b>	<b>2792</b>	<b>1568 56.16%</b>	<b>1224 43.84%</b>



**OFFICIAL FINAL ELECTION RESULTS  
2017 GENERAL ELECTION  
SALT LAKE COUNTY, UTAH  
STATEMENT OF VOTES CAST**

Date: 11/21/17  
Time: 11:27:01  
Page: 3 of 4

	South Salt Lake Council 2						South Salt Lake Council 3					
	Reg. Voters	Times Counted	Total Votes	ERIC BALKEN	COREY THOMAS		Reg. Voters	Times Counted	Total Votes	SHARLA BEVERLY	ADAM THOMPSON	
Jurisdiction Wide												
SSL001												
Polling	-	-	-	-	-	-	195	0	0	0	0	
Vote Centers	-	-	-	-	-	-	195	6	6	4	66.67%	
Vote By Mail	-	-	-	-	-	-	195	96	92	66	71.74%	
Early Voting	-	-	-	-	-	-	195	0	0	0	0	
In-Office	-	-	-	-	-	-	195	0	0	0	0	
Total	-	-	-	-	-	-	195	102	98	70	71.43%	
28											28	
28.57%											28.57%	
SSL002												
Polling	-	-	-	-	-	-	-	-	-	-	-	
Vote Centers	-	-	-	-	-	-	-	-	-	-	-	
Vote By Mail	-	-	-	-	-	-	-	-	-	-	-	
Early Voting	-	-	-	-	-	-	-	-	-	-	-	
In-Office	-	-	-	-	-	-	-	-	-	-	-	
Total	-	-	-	-	-	-	-	-	-	-	-	
SSL003												
Polling	57	0	0	0	0	0	-	-	-	-	-	
Vote Centers	57	1	1	0	0.00%	1	100.00%	-	-	-	-	-
Vote By Mail	57	20	18	10	55.56%	8	44.44%	-	-	-	-	-
Early Voting	57	0	0	0	0	0	-	-	-	-	-	
In-Office	57	1	1	1	100.00%	0	0.00%	-	-	-	-	-
Total	57	22	20	11	55.00%	9	45.00%	-	-	-	-	-
SSL004												
Polling	-	-	-	-	-	-	-	-	-	-	-	
Vote Centers	-	-	-	-	-	-	-	-	-	-	-	
Vote By Mail	-	-	-	-	-	-	-	-	-	-	-	
Early Voting	-	-	-	-	-	-	-	-	-	-	-	
In-Office	-	-	-	-	-	-	-	-	-	-	-	
Total	-	-	-	-	-	-	-	-	-	-	-	
SSL005												
Polling	-	-	-	-	-	-	-	-	-	-	-	
Vote Centers	-	-	-	-	-	-	-	-	-	-	-	
Vote By Mail	-	-	-	-	-	-	-	-	-	-	-	
Early Voting	-	-	-	-	-	-	-	-	-	-	-	
In-Office	-	-	-	-	-	-	-	-	-	-	-	
Total	-	-	-	-	-	-	-	-	-	-	-	
SSL006												
Polling	-	-	-	-	-	-	799	0	0	0	0	
Vote Centers	-	-	-	-	-	-	799	17	15	10	66.67%	
Vote By Mail	-	-	-	-	-	-	799	316	310	195	62.90%	
Early Voting	-	-	-	-	-	-	799	5	3	2	66.67%	
In-Office	-	-	-	-	-	-	799	2	2	2	100.00%	
Total	-	-	-	-	-	-	799	338	330	209	63.33%	
121											121	
36.67%											36.67%	
SSL007												
Polling	926	0	0	0	0	0	-	-	-	-	-	
Vote Centers	926	20	17	7	41.18%	10	58.82%	-	-	-	-	-
Vote By Mail	926	383	368	172	46.74%	196	53.26%	-	-	-	-	-
Early Voting	926	6	6	3	50.00%	3	50.00%	-	-	-	-	-
In-Office	926	0	0	0	0	0	-	-	-	-	-	
Total	926	409	391	182	46.55%	209	53.45%	-	-	-	-	-
SSL008												
Polling	-	-	-	-	-	-	-	-	-	-	-	
Vote Centers	-	-	-	-	-	-	-	-	-	-	-	
Vote By Mail	-	-	-	-	-	-	-	-	-	-	-	
Early Voting	-	-	-	-	-	-	-	-	-	-	-	
In-Office	-	-	-	-	-	-	-	-	-	-	-	
Total	-	-	-	-	-	-	-	-	-	-	-	
SSL009												
Polling	-	-	-	-	-	-	376	0	0	0	0	
Vote Centers	-	-	-	-	-	-	376	8	7	5	71.43%	
Vote By Mail	-	-	-	-	-	-	376	152	149	104	69.80%	
45											45	
30.20%											30.20%	