



November 17, 2015

Board of Canvassers, City of South Salt Lake
220 East Morris Avenue, #200
South Salt Lake, UT 84115

Honorable Board Members:

The *Official Canvass of Votes* for the November 3, 2015 Municipal General Election, convened in the Council Chambers of the City of South Salt Lake City Hall, on November 17, 2015. The results were presented to the Board for certification.

The South Salt Lake Board of Canvassers consisting of the following members hereby accept the official results:

Cherie Wood


Signature


Sharla Beverly


Signature


Ryan Gold


Signature


Irvin H. Jones, Jr.


Signature

Kevin Rapp


Signature


J. Michael Rutter


Signature

Debbie A. Snow



Signature

LeRoy R. Turner


Signature

CHERIE WOOD
MAYOR
220 E MORRIS AVE
SUITE 200
SOUTH SALT LAKE CITY
UTAH
84115
O 801.483.6000
F 801.483.6001

I, Craig D. Burton, City Recorder in and for the City of South Salt Lake, State of Utah, do hereby certify that the attached report is a true and correct copy of the final tabulation of votes for the election held in South Salt Lake on Tuesday, November 3, 2015.


Craig D. Burton
City of South Salt Lake City Recorder



**OFFICIAL ELECTION RESULTS
2015 MUNICIPAL GENERAL ELECTION
SALT LAKE COUNTY, UTAH
ELECTIONS SUMMARY REPORT**

Date:11/17/15
Time:10:35:42
Page:1 of 1

Registered Voters 430408 - Cards Cast 2373 0.55%

Num. Report Precinct 830

S Salt Lake Cncl @ Lrg			
	Total		
Number of Precincts	13		
Times Counted	2373/5855	40.5	%
Total Votes	2206		
MARK C. KINDRED	1332	60.38%	
DERK O PEHRSON	874	39.62%	

S Salt Lake Cncl 1			
	Total		
Number of Precincts	5		
Times Counted	598/1387	43.1	%
Total Votes	579		
BEN B. PENDER	342	59.07%	
LYNN BLACK	237	40.93%	

S Salt Lake Cncl 4			
	Total		
Number of Precincts	2		
Times Counted	655/1366	48.0	%
Total Votes	641		
PORTIA MILA	345	53.82%	
JOHNNY MCCONNELL	296	46.18%	

S Salt Lake Cncl 5			
	Total		
Number of Precincts	3		
Times Counted	372/1080	34.4	%
Total Votes	354		
L. SHANE SIWIK	185	52.26%	
JILL L. COIL	169	47.74%	

South Salt Lake Prop			
	Total		
Number of Precincts	13		
Times Counted	2373/5855	40.5	%
Total Votes	2311		
AGAINST THE ISSUANCE	1188	51.41%	
FOR THE ISSUANCE OF	1123	48.59%	

OFFICIAL ELECTION RESULTS
 2015 MUNICIPAL GENERAL ELECTION
 SALT LAKE COUNTY, UTAH
 STATEMENT OF VOTES CAST

Date:11/17/15
 Time:11:05:14
 Page:97 of 103

S Salt Lake Cncl @ Lrg						
	Reg. Voters	Times Counted	Total Votes	DERK O PEHRSON		MARK C. KINDRED
Jurisdiction Wide						
SSL001						
Polling	173	0	0	0	-	0
Vote Centers	173	7	5	1	20.00%	4 80.00%
AB-VBM	173	71	62	13	20.97%	49 79.03%
Early Voting	173	1	1	0	0.00%	1 100.00%
In-Office	173	0	0	0	-	0
Total	173	79	68	14	20.59%	54 79.41%
SSL002						
Polling	330	0	0	0	-	0
Vote Centers	330	7	5	2	40.00%	3 60.00%
AB-VBM	330	109	103	38	36.89%	65 63.11%
Early Voting	330	0	0	0	-	0
In-Office	330	0	0	0	-	0
Total	330	116	108	40	37.04%	68 62.96%
SSL003						
Polling	53	0	0	0	-	0
Vote Centers	53	2	2	2	100.00%	0 0.00%
AB-VBM	53	11	9	3	33.33%	6 66.67%
Early Voting	53	1	0	0	-	0
In-Office	53	0	0	0	-	0
Total	53	14	11	5	45.45%	6 54.55%
SSL004						
Polling	526	0	0	0	-	0
Vote Centers	526	9	9	4	44.44%	5 55.56%
AB-VBM	526	199	189	82	43.39%	107 56.61%
Early Voting	526	2	2	2	100.00%	0 0.00%
In-Office	526	3	3	1	33.33%	2 66.67%
Total	526	213	203	89	43.84%	114 56.16%
SSL005						
Polling	455	0	0	0	-	0
Vote Centers	455	13	13	5	38.46%	8 61.54%
AB-VBM	455	218	206	99	48.06%	107 51.94%
Early Voting	455	1	1	0	0.00%	1 100.00%
In-Office	455	0	0	0	-	0
Total	455	232	220	104	47.27%	116 52.73%
SSL006						
Polling	706	0	0	0	-	0
Vote Centers	706	24	24	13	54.17%	11 45.83%
AB-VBM	706	242	217	73	33.64%	144 66.36%
Early Voting	706	3	3	3	100.00%	0 0.00%
In-Office	706	2	1	1	100.00%	0 0.00%
Total	706	271	245	90	36.73%	155 63.27%
SSL007						
Polling	849	0	0	0	-	0
Vote Centers	849	14	12	4	33.33%	8 66.67%
AB-VBM	849	293	262	100	38.17%	162 61.83%
Early Voting	849	2	2	0	0.00%	2 100.00%
In-Office	849	2	2	1	50.00%	1 50.00%
Total	849	311	278	105	37.77%	173 62.23%
SSL008						
Polling	437	0	0	0	-	0
Vote Centers	437	4	3	0	0.00%	3 100.00%
AB-VBM	437	223	208	62	29.81%	146 70.19%
Early Voting	437	3	3	1	33.33%	2 66.67%
In-Office	437	0	0	0	-	0
Total	437	230	214	63	29.44%	151 70.56%
SSL009						
Polling	317	0	0	0	-	0
Vote Centers	317	7	6	2	33.33%	4 66.67%
AB-VBM	317	102	93	22	23.66%	71 76.34%

OFFICIAL ELECTION RESULTS
 2015 MUNICIPAL GENERAL ELECTION
 SALT LAKE COUNTY, UTAH
 STATEMENT OF VOTES CAST

Date: 11/17/15
 Time: 11:05:14
 Page: 98 of 103

S Salt Lake Cncl @ Lrg					
	Reg. Voters	Times Counted	Total Votes	DERK O PEHRSON	MARK C. KINDRED
Early Voting	317	1	1	0 0.00%	1 100.00%
In-Office	317	0	0	0	0
Total	317	110	100	24 24.00%	76 76.00%
SSL010					
Polling	323	0	0	0 -	0
Vote Centers	323	3	3	1 33.33%	2 66.67%
AB-VBM	323	110	106	49 46.23%	57 53.77%
Early Voting	323	0	0	0 -	0
In-Office	323	0	0	0 -	0
Total	323	113	109	50 45.87%	59 54.13%
SSL011					
Polling	502	0	0	0 -	0
Vote Centers	502	11	11	7 63.64%	4 36.36%
AB-VBM	502	166	156	66 42.31%	90 57.69%
Early Voting	502	1	1	1 100.00%	0 0.00%
In-Office	502	1	0	0 -	0
Total	502	179	168	74 44.05%	94 55.95%
SSL012					
Polling	255	0	0	0 -	0
Vote Centers	255	2	2	0 0.00%	2 100.00%
AB-VBM	255	78	73	34 46.58%	39 53.42%
Early Voting	255	0	0	0 -	0
In-Office	255	0	0	0 -	0
Total	255	80	75	34 45.33%	41 54.67%
SSL014					
Polling	929	0	0	0 -	0
Vote Centers	929	21	19	8 42.11%	11 57.89%
AB-VBM	929	401	385	171 44.42%	214 55.58%
Early Voting	929	2	2	2 100.00%	0 0.00%
In-Office	929	1	1	1 100.00%	0 0.00%
Total	929	425	407	182 44.72%	225 55.28%
Total					
Polling	5855	0	0	0 -	0
Vote Centers	5855	124	114	49 42.98%	65 57.02%
AB-VBM	5855	2223	2069	812 39.25%	1257 60.75%
Early Voting	5855	17	16	9 56.25%	7 43.75%
In-Office	5855	9	7	4 57.14%	3 42.86%
Total	5855	2373	2206	874 39.62%	1332 60.38%

OFFICIAL ELECTION RESULTS
 2015 MUNICIPAL GENERAL ELECTION
 SALT LAKE COUNTY, UTAH
 STATEMENT OF VOTES CAST

Date:11/17/15
 Time:11:05:14
 Page:99 of 103

S Salt Lake Cncl 1						
	Reg. Voters	Times Counted	Total Votes	BEN B. PENDER		LYNN BLACK
Jurisdiction Wide						
SSL002						
Polling	330	0	0	0	-	0
Vote Centers	330	7	5	2	40.00%	3 60.00%
AB-VBM	330	109	106	57	53.77%	49 46.23%
Early Voting	330	0	0	0	-	0
In-Office	330	0	0	0	-	0
Total	330	116	111	59	53.15%	52 46.85%
SSL004						
Polling	526	0	0	0	-	0
Vote Centers	526	9	9	5	55.56%	4 44.44%
AB-VBM	526	199	194	115	59.28%	79 40.72%
Early Voting	526	2	2	0	0.00%	2 100.00%
In-Office	526	3	3	1	33.33%	2 66.67%
Total	526	213	208	121	58.17%	87 41.83%
SSL005						
Polling	455	0	0	0	-	0
Vote Centers	455	13	12	7	58.33%	5 41.67%
AB-VBM	455	218	211	141	66.82%	70 33.18%
Early Voting	455	1	1	1	100.00%	0 0.00%
In-Office	455	0	0	0	-	0
Total	455	232	224	149	66.52%	75 33.48%
SSL006						
Polling	44	0	0	0	-	0
Vote Centers	44	2	2	0	0.00%	2 100.00%
AB-VBM	44	15	15	2	13.33%	13 86.67%
Early Voting	44	1	1	0	0.00%	1 100.00%
In-Office	44	0	0	0	-	0
Total	44	18	18	2	11.11%	16 88.89%
SSL007						
Polling	32	0	0	0	-	0
Vote Centers	32	0	0	0	-	0
AB-VBM	32	19	18	11	61.11%	7 38.89%
Early Voting	32	0	0	0	-	0
In-Office	32	0	0	0	-	0
Total	32	19	18	11	61.11%	7 38.89%
Polling	1387	0	0	0	-	0
Vote Centers	1387	31	28	14	50.00%	14 50.00%
AB-VBM	1387	560	544	326	59.93%	218 40.07%
Early Voting	1387	4	4	1	25.00%	3 75.00%
In-Office	1387	3	3	1	33.33%	2 66.67%
Total	1387	598	579	342	59.07%	237 40.93%

OFFICIAL ELECTION RESULTS
 2015 MUNICIPAL GENERAL ELECTION
 SALT LAKE COUNTY, UTAH
 STATEMENT OF VOTES CAST

Date: 11/17/15
 Time: 11:05:14
 Page: 100 of 103

S Salt Lake Cncl 4						
	Reg Voters	Times Counted	Total Votes	PORTIA MILA		JOHNNY MCCONNELL
Jurisdiction Wide						
SSL008						
Polling	437	0	0	0	-	0
Vote Centers	437	4	3	1	33.33%	2 66.67%
AB-VBM	437	223	219	130	59.36%	89 40.64%
Early Voting	437	3	3	0	0.00%	3 100.00%
In-Office	437	0	0	0	-	0
Total	437	230	225	131	58.22%	94 41.78%
SSL014						
Polling	929	0	0	0	-	0
Vote Centers	929	21	20	8	40.00%	12 60.00%
AB-VBM	929	401	393	204	51.91%	189 48.09%
Early Voting	929	2	2	2	100.00%	0 0.00%
In-Office	929	1	1	0	0.00%	1 100.00%
Total	929	425	416	214	51.44%	202 48.56%
Polling	1366	0	0	0	-	0
Vote Centers	1366	25	23	9	39.13%	14 60.87%
AB-VBM	1366	624	612	334	54.58%	278 45.42%
Early Voting	1366	5	5	2	40.00%	3 60.00%
In-Office	1366	1	1	0	0.00%	1 100.00%
Total	1366	655	641	345	53.82%	296 46.18%

OFFICIAL ELECTION RESULTS
 2015 MUNICIPAL GENERAL ELECTION
 SALT LAKE COUNTY, UTAH
 STATEMENT OF VOTES CAST

Date: 11/17/15
 Time: 11:05:14
 Page: 101 of 103

S Salt Lake Cncl 5						
	Reg. Voters	Times Counted	Total Votes	L. SHANE SIWIK	JILL L. COIL	
Jurisdiction Wide						
SSL010						
Polling	323	0	0	0	-	0
Vote Centers	323	3	3	1	33.33%	2 66.67%
AB-VBM	323	110	105	58	55.24%	47 44.76%
Early Voting	323	0	0	0	-	0
In-Office	323	0	0	0	-	0
Total	323	113	108	59	54.63%	49 45.37%
SSL011						
Polling	502	0	0	0	-	0
Vote Centers	502	11	11	7	63.64%	4 36.36%
AB-VBM	502	166	158	77	48.73%	81 51.27%
Early Voting	502	1	1	1	100.00%	0 0.00%
In-Office	502	1	1	1	100.00%	0 0.00%
Total	502	179	171	86	50.29%	85 49.71%
SSL012						
Polling	255	0	0	0	-	0
Vote Centers	255	2	2	1	50.00%	1 50.00%
AB-VBM	255	78	73	39	53.42%	34 46.58%
Early Voting	255	0	0	0	-	0
In-Office	255	0	0	0	-	0
Total	255	80	75	40	53.33%	35 46.67%
Polling	1080	0	0	0	-	0
Vote Centers	1080	16	16	9	56.25%	7 43.75%
AB-VBM	1080	354	336	174	51.79%	162 48.21%
Early Voting	1080	1	1	1	100.00%	0 0.00%
In-Office	1080	1	1	1	100.00%	0 0.00%
Total	1080	372	354	185	52.26%	169 47.74%

OFFICIAL ELECTION RESULTS
2015 MUNICIPAL GENERAL ELECTION
SALT LAKE COUNTY, UTAH
STATEMENT OF VOTES CAST

Date: 11/17/15
Time: 11:05:14
Page: 102 of 103

South Salt Lake Prop						
	Reg. Voters	Times Counted	Total Votes	FOR THE ISSUANCE OF	AGAINST THE ISSUANCE	
Jurisdiction Wide						
SSL001						
Polling	173	0	0	0	-	0
Vote Centers	173	7	7	3	42.86%	4
AB-VBM	173	71	71	44	61.97%	27
Early Voting	173	1	1	1	100.00%	0
In-Office	173	0	0	0	-	0
Total	173	79	79	48	60.76%	31
SSL002						
Polling	330	0	0	0	-	0
Vote Centers	330	7	7	7	100.00%	0
AB-VBM	330	109	105	51	48.57%	54
Early Voting	330	0	0	0	-	0
In-Office	330	0	0	0	-	0
Total	330	116	112	58	51.79%	54
SSL003						
Polling	53	0	0	0	-	0
Vote Centers	53	2	2	1	50.00%	1
AB-VBM	53	11	11	2	18.18%	9
Early Voting	53	1	1	0	0.00%	1
In-Office	53	0	0	0	-	0
Total	53	14	14	3	21.43%	11
SSL004						
Polling	526	0	0	0	-	0
Vote Centers	526	9	9	4	44.44%	5
AB-VBM	526	199	192	76	39.58%	116
Early Voting	526	2	2	0	0.00%	2
In-Office	526	3	3	1	33.33%	2
Total	526	213	206	81	39.32%	125
SSL005						
Polling	455	0	0	0	-	0
Vote Centers	455	13	13	8	61.54%	5
AB-VBM	455	218	213	79	37.09%	134
Early Voting	455	1	1	1	100.00%	0
In-Office	455	0	0	0	-	0
Total	455	232	227	88	38.77%	139
SSL006						
Polling	706	0	0	0	-	0
Vote Centers	706	24	23	8	34.78%	15
AB-VBM	706	242	240	120	50.00%	120
Early Voting	706	3	3	0	0.00%	3
In-Office	706	2	2	0	0.00%	2
Total	706	271	268	128	47.76%	140
SSL007						
Polling	849	0	0	0	-	0
Vote Centers	849	14	12	8	66.67%	4
AB-VBM	849	293	282	105	37.23%	177
Early Voting	849	2	2	0	0.00%	2
In-Office	849	2	2	2	100.00%	0
Total	849	311	298	115	38.59%	183
SSL008						
Polling	437	0	0	0	-	0
Vote Centers	437	4	4	1	25.00%	3
AB-VBM	437	223	220	136	61.82%	84
Early Voting	437	3	3	2	66.67%	1
In-Office	437	0	0	0	-	0
Total	437	230	227	141	62.11%	86
SSL009						
Polling	317	0	0	0	-	0
Vote Centers	317	7	6	6	100.00%	0
AB-VBM	317	102	102	69	67.65%	33

OFFICIAL ELECTION RESULTS
 2015 MUNICIPAL GENERAL ELECTION
 SALT LAKE COUNTY, UTAH
 STATEMENT OF VOTES CAST

Date: 11/17/15
 Time: 11:05:14
 Page: 103 of 103

South Salt Lake Prop						
	Reg. Voters	Times Counted	Total Votes	FOR THE ISSUANCE OF	AGAINST THE ISSUANCE	
Early Voting	317	1	1	1 100.00%	0 0.00%	
In-Office	317	0	0	0	0	
Total	317	110	109	76 69.72%	33 30.28%	
SSL010						
Polling	323	0	0	0 -	0 -	
Vote Centers	323	3	3	1 33.33%	2 66.67%	
AB-VBM	323	110	107	45 42.06%	62 57.94%	
Early Voting	323	0	0	0 -	0 -	
In-Office	323	0	0	0 -	0 -	
Total	323	113	110	46 41.82%	64 58.18%	
SSL011						
Polling	502	0	0	0 -	0 -	
Vote Centers	502	11	11	6 54.55%	5 45.45%	
AB-VBM	502	166	163	73 44.79%	90 55.21%	
Early Voting	502	1	1	0 0.00%	1 100.00%	
In-Office	502	1	0	0 -	0 -	
Total	502	179	175	79 45.14%	96 54.86%	
SSL012						
Polling	255	0	0	0 -	0 -	
Vote Centers	255	2	2	1 50.00%	1 50.00%	
AB-VBM	255	78	75	30 40.00%	45 60.00%	
Early Voting	255	0	0	0 -	0 -	
In-Office	255	0	0	0 -	0 -	
Total	255	80	77	31 40.26%	46 59.74%	
SSL014						
Polling	929	0	0	0 -	0 -	
Vote Centers	929	21	20	11 55.00%	9 45.00%	
AB-VBM	929	401	386	218 56.48%	168 43.52%	
Early Voting	929	2	2	0 0.00%	2 100.00%	
In-Office	929	1	1	0 0.00%	1 100.00%	
Total	929	425	409	229 55.99%	180 44.01%	
Total						
Polling	5855	0	0	0 -	0 -	
Vote Centers	5855	124	119	67 56.30%	52 43.70%	
AB-VBM	5855	2223	2167	1048 48.36%	1119 51.64%	
Early Voting	5855	17	17	5 29.41%	12 70.59%	
In-Office	5855	9	8	3 37.50%	5 62.50%	
Total	5855	2373	2311	1123 48.59%	1188 51.41%	

2015 General Election Canvass Stats: South Salt Lake

Eligible Registered Voters		5,855	
Ballots Counted		2,373	40.53%
By Mail Ballots Returned		2,223	37.97%
By Mail Ballots Not Counted		17	0.76%
	<i>Returned Unsigned</i>	11	
	<i>Signatures Did Not Match the Voter Record</i>	4	
	<i>Ballots Returned From Past Election</i>	-	
	<i>Multiple Voted Ballots in Single Absentee Envelope</i>	-	
	<i>Empty Envelopes</i>	-	
	<i>Ballots Postmark Invalid</i>	2	0.09%
Voted in Person Before Election Day		27	1.14%
Emergency Ballots			
	<i>Emergency Absentee Ballots issued</i>	-	
	<i>Emergency Absentee Ballots counted</i>	-	
Provisional Ballots Issued		12	
Provisional Ballots Counted		11	
	<i>Same Day Registration (No Prior Registration)</i>	3	
Provisional Ballots Not Accepted		1	
	<i>Voted an Absentee Ballot or Early</i>	1	
	<i>Incomplete Information on Envelope</i>	-	
	<i>No Signature</i>	-	
	<i>No Ballot in Envelope/Spoiled/Registration Only</i>	-	
	<i>No ID Provided</i>	-	
	<i>No Proof of Residency</i>	-	
	<i>Out of County</i>	-	
Polling Places and Pollworkers			
	<i>Number of Election Day Vote Centers</i>	27	
	<i>Number of Poll Workers</i>	94	
Ballots Cast on or Before Election Day		2,015	84.91%
(Absentee, By Mail, Vote Centers and Polls)			
Valid Ballots Processed and Counted After Election Day		358	15.09%